

Handwriting Log



Level 2

Name _____ Class _____



Oakwood

The Handwriting Log system is designed to support children through a step by step approach to consistently neat and fluent handwriting in all written work.

- Level 1** Correct writing posture, suitable pen hold and correct letter formation.
- Level 2** Correct joins between letters.
- Level 3** Applying correct letter formation and joins to Spelling Log words.
- Level 4** Demonstrate fluent handwriting in 3 pieces of 'presented' work.
- Level 5** Demonstrate consistent handwriting across a range of writing in a range of contexts.
- Level 6** A special project, demonstrating consistent handwriting style, as well as experimenting with adapting handwriting for purpose.

This is the **Level 2** Handwriting Log — children need to demonstrate correct joins between commonly joined groups of letters.

It is important to note that when writing individual, lower case letters, they always start on the line. However, when joining, some letters join on the line and others join from the top. Children need to know where the letters join in order to develop a fluent handwriting style.

Children, teachers, teaching assistants and parents will work together to complete each section of the log. Unlike the Spelling Log, the sections in this booklet are designed to be completed in order.

- H** Date here when your child is able to demonstrate this at home.
- S** We will date here when your child is able to demonstrate this in school.

Helping your child with their handwriting

Provide a quiet space with a flat work surface. Make sure the chair is the right height for your child to reach the surface.

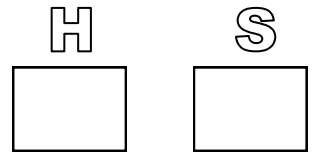
Encourage your child to sit up straight with their feet flat on the floor.

Make sure your child has a comfortable pen hold. Speak to your child's classteacher if you feel they might benefit from a rubber pen grip to help them.

Practise correct letter formation to develop fluency. This can be using a pen or pencil on paper, or by 'cloud writing' (using a pointing finger in the air).

Handwriting practice requires focus and concentration. Set time limits that are realistic and achievable. Each child has a different length attention span, but as a guide, we would recommend no more than 20 minutes handwriting practice in one go.

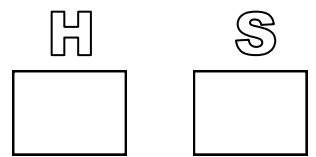
Section 2.1



Common double consonant joins

bb cc dd ff gg ll mm
nn pp rr ss tt

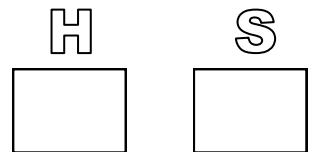
Section 2.2



Common vowel joins

ai au
ea ee ei
ia ie io iu
oa oe oi oo ou
ua ue

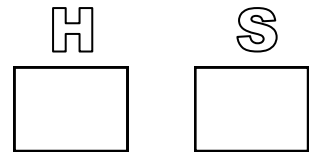
Section 2.3



a-consonant joins

ab ac ad af ag ah aj ak
al am an ap aqu ar as
at av aw ax ay az

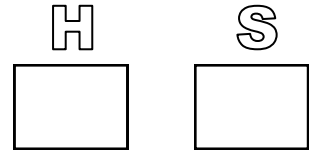
Section 2.4



e-consonant joins

eb ec ed ef eg eh ej ek
el em en ep equ er es
et ev ew ex ey ez

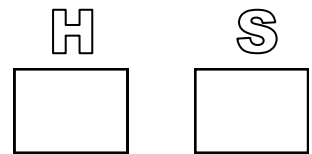
Section 2.5



i-consonant joins

ib ic id if ig ik il im
in ip ir is it iv iw ix
iz

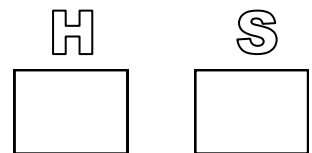
Section 2.6



o-consonant joins

ob oc od of og oh oj ol
om on op or os ot ov ox
oy oz

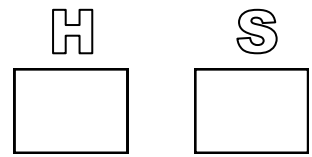
Section 2.7



u-consonant joins

ub uc ud uf ug uh ul
um un up ur us ut uv
uw ux uy uz

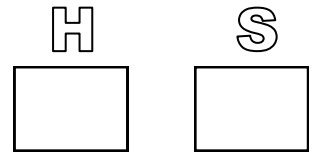
Section 2.8



b joins

ba be bi bl bo
br bs bu by

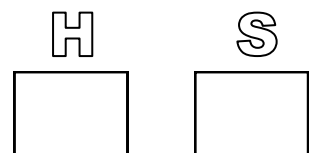
Section 2.9



c joins

ca ce ch ci ck
cl co cr ct cu
cy

Section 2.10



d joins

da de dg di dj
do dr ds du dy

Section 2.11

f joins

fa fe fi fl fo
fr fs ft fu fy

H S

Section 2.12

g joins

ga ge gh gi gl
go gr gs gu gy

H S

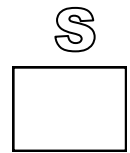
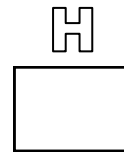
Section 2.13

h joins

ha he hi ho
hs ht hu hy

H S

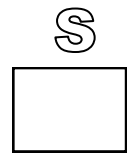
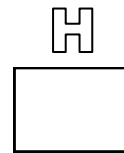
Section 2.14



j joins

ja je ji jo ju

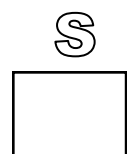
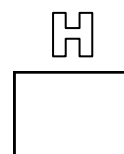
Section 2.15



k joins

ka ke ki kn ko
ku ky

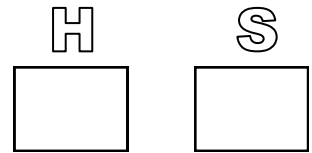
Section 2.16



l joins

la ld le lf lg li
lm ln lo lp ls lt
lu lv ly

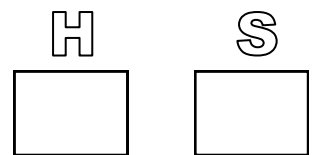
Section 2.17



m joins

ma mb me mi mo mp
ms mu my

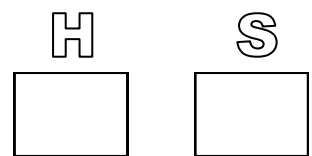
Section 2.18



n joins

na nc nd ne ng
ni nj nk nl no
ns nt nu nv ny

Section 2.19




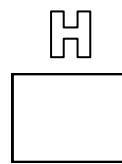
p joins

pa pe ph pi pl
po pr ps pt pu
py

Section 2.20

r joins


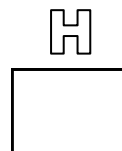
<i>ra</i>	<i>rc</i>	<i>rd</i>	<i>re</i>	<i>rg</i>	<i>ri</i>
<i>rk</i>	<i>rl</i>	<i>rm</i>	<i>rn</i>	<i>ro</i>	<i>rp</i>
<i>rs</i>	<i>rt</i>	<i>ru</i>	<i>rv</i>	<i>ry</i>	



Section 2.21

s joins


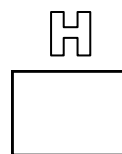
<i>sa</i>	<i>sc</i>	<i>se</i>	<i>sh</i>	<i>si</i>
<i>sk</i>	<i>sl</i>	<i>sm</i>	<i>sn</i>	<i>so</i>
<i>sp</i>	<i>st</i>	<i>su</i>	<i>sw</i>	



Section 2.22

t joins

<i>ta</i>	<i>te</i>	<i>th</i>	<i>ti</i>	
<i>to</i>	<i>tr</i>	<i>tu</i>	<i>tw</i>	<i>ty</i>



Section 2.23

H S

v joins

va ve vi vo vu
vy

Section 2.24

H S

w joins

wa we wh wi wl
wn wo wr ws wy

Section 2.25

H S

y joins

ya ye yi yo ys
yu

Section 2.26

H S

z joins

za ze zi zo
zu zy



Oakwood

*Congratulations!
You have achieved your
Level 2 Handwriting Badge*



School Signature _____

Date _____