




**Oakwood Primary
School**



**Nuts and Bolts
For Year R Writing**



When writing you must...

Use a capital
letter for your
name.

A B C

Leave finger
spaces between
words.




Use a full stop at the end
of your sentence.



**Oakwood Primary
School**



**Nuts and Bolts
For Year 1 Writing**



When writing you must...

YR Use a capital
letter for your
name, days of
the week and 'I'.

A B C

YR Leave finger
spaces between
words.



YR Use a full stop at
the end of the
sentence.



In year 1 you will
learn how to...



Use an exclamation
and question mark.



Oakwood Primary School



Nuts and Bolts For Year R Writing



When writing you must...

YR Use a capital letters correctly.



YR Leave spaces between words.



YR Use a full stop at the end of the sentence.



Y1 Use an exclamation and question mark.



In Year 2 you will learn how to...

Use commas in a list.



Use an apostrophe to show possession.




Use an apostrophe to show contraction.



Oakwood Primary School




Nuts and Bolts For Year 3 Writing



When writing you must...

YR Use capital letters and full stops correctly.



YR Leave spaces between words.



Y1 Use an exclamation and question mark.



Y2 Use commas in a list.



Y2 Use an apostrophe in words like don't and it's.



Y2 Use an apostrophe to show possession.



In Year 3 you will learn how to...

Use speech marks for direct speech.





Oakwood Primary School



Nuts and Bolts For Year 4 Writing



When writing you must...

Use capital letters and full stops correctly.



YR Leave spaces between words.



Y1 Use an exclamation and question mark.



Y2 Use commas in a list.



Y2 Use an apostrophe in words like don't and it's.



Y2 Use an apostrophe to show possession.



Use speech marks.



In Year 4 you will learn how to...

Use commas to separate clauses.




Use a comma after a fronted adverbial.



Oakwood Primary School



Nuts and Bolts For Year 5 Writing



When writing you must...

YR Use capital letters and full stops correctly.



Y1 Use an exclamation and question mark.



Y2 Use commas in a list.



Y2 Use an apostrophe for contraction.



Y2 Use an apostrophe to show possession.



Y3 Use speech marks.



Y4 Use commas to separate clauses.



Y4 Use a comma after a fronted adverbial.



In Year 5 you will learn how to...

Use brackets, dashes, hyphens and commas to clarify.






Oakwood Primary School





Nuts and Bolts For Year 6 Writing




When writing you must...

YR Use capital letters and full stops correctly. 

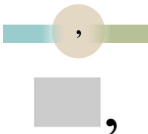
Y1 Use an exclamation and question mark. 

Y2 Use commas in a list. 


Y2 Use an apostrophe for contraction. 

Y2 Use an apostrophe to show possession. 


Y3 Use speech marks. 


Y4 Use commas to separate clauses. 

Y4 Use a comma after a fronted adverbial.

Y5 Use brackets, dashes, hyphens and commas to clarify. 

In Year 6 you will learn how to...

Use colons, semi-colons and dashes to mark clauses. 

Use a colon to introduce a list. 

Use ellipsis... 