



**Respect, Believe,
Achieve**

Year 3
Topic: Craft

**Links to Famous Artist/
Sculptor**

Ann Roth







As an Artist, what do I already know from previous learning?

I have shown pattern by weaving;
I have used a dyeing technique to alter a textile's colour and pattern.
I have decorated textiles with glue or stitching, to add colour and detail.




Key Vocabulary

Interior Designer	A person who designs the inside of a space.
Mood Board	A collection of pictures, colours and textures to show your ideas.
Textile Designer	An artist who designs printed, woven or knitted textiles.
Wax Resist	Drawing with wax then painting over it with paint. The areas covered with wax will not allow the paint to settle.
Weave	To pass threads or strips over and under each other.
Weft	The threads running from side to side.
Warp	The threads running from top to bottom.

Key Skills	
	I can show what is important to me through the creation of my own mood board.
	I can weave with neatness.
	I can secure the ties tightly when tie-dyeing.
	I can weave with a range of materials.

Key Knowledge
I know what a mood board is.
I know what the 'warp and 'weft' are in paper weaving.
I know the process of tie-dyeing.
I understand the similarities between tie-dyeing and wax resist.
I know how to weave.



As an Artist, here's what I will have achieved at the end of the topic

I will have tried weaving with different materials.

I will have created my own mood board.

I will have used the technique of tie dye.

I will have taken risks when trying out, investigating and exploring different materials and techniques.

I will have used my sketchbook to practice and try out ideas and techniques; record observations & research well known artists.

I will have made careful and considerate judgments about my own and others work and used this evaluation to understand what I need to do to improve my work.