



**Respect, Believe,  
Achieve**

# Year 4

## Topic: Drawing with Scissors

**As an Artist, what do I already know from previous learning?**

I have experimented with a range of collage techniques such as tearing, overlapping and layering to create images and represent textures.

I have used collage as a means of collecting ideas and information and building a visual vocabulary.

### Links to Famous Artist/Sculptor

**Henri Matisse**







**Bernardino Pinturicchio**




### Key Vocabulary

<b>stencil</b>	A stencil is a stiff sheet of material with a design or image cut out of it. When you apply ink or paint to the stencil, the design is printed on the surface below
<b>Complementary colours</b>	Complementary colours are two colours that are on opposite sides of the colour wheel. As an artist, knowing which colours are complementary to one another can help you make good colour decisions.
<b>collage</b>	A piece of art created by combining photos, clippings or small objects onto a surface.
<b>composition</b>	Composition is the way in which different elements of an artwork are combined or arranged.
<b>negative space</b>	Negative space is the area around and between a subject.

Key Skills	
	I can experiment with colour mixing.
	I can experiment with a range of collage techniques such as tearing, overlapping and layering to create images and represent textures
	I can plan and create a composition-exploring overlapping, cropping, exploring scale and considering negative space.
	I can create a stencil for a piece of artwork.



Key Knowledge
I know what colours complement each other.
I understand what negative space is.
I know what collage is.
I know how to use cutting utensils safely.



**As an Artist, here's what I will have achieved at the end of the topic**

I will have used a range of media to create a collaborative collage.

I will have used different techniques, colours and textures when designing and making pieces of work.

I will have taken risks when trying out, investigating and exploring different materials and techniques.

I will have used my sketchbook to practice and try out ideas and techniques; record observations & research well known artists.

I will have made careful and considerate judgments about my own and others work and used this evaluation to understand what I need to do to improve my work. (I am learning to think of a title for the artwork. I am learning to say why I think that title is a good idea I am learning to think of some problems that the artist may have had when they created the artwork. )