



**Respect, Believe,  
Achieve**


# Year 4

## Topic: Nests-Drawing and Building

**As an Artist, what do I already know from previous learning?**

**Links to Famous Artist/  
Sculptor**

**Andy Goldsworthy** 




**William Henry Hunt** 

I have experimented with ways in which surface detail can be added to drawings. I have made marks and lines with a wide range of drawing implements e.g. charcoal, pencil, crayon, chalk pastels, pens etc. I have planned, designed and made models from observation or imagination and created surface patterns and textures in a malleable material.




**Key Vocabulary**

<b>sculpture</b>	An artistic form in which hard or plastic materials are worked into three-dimensional art objects.
<b>wax resist</b>	This is a technique where wax is layed down on paper and then painted over with watercolour paint. The wax resists the watercolor leaving the white of the paper exposed.
<b>concave</b>	Curving inwards.
<b>"fine" drawing</b>	The drawing action comes from the fingers or the wrist.
<b>"rough" drawing</b>	The drawing action comes from the elbow and shoulder.

	Key Skills
	I can use a variety of lines and marks to illustrate the different textures of nests.
	I can use pliers, thread needles and explore various methods of construction including tying, weaving sewing, wrapping, and sticking.
	I can create both 2D and 3D representations of a nest.

Key Knowledge
I know that 3D sculpture can be created from a range of materials.
I know how to use a range of construction tools safely.



### As an Artist, here's what I will have achieved at the end of the topic

I will have created both 2D and 3D representations of a bird's nest.

I will have used a range of construction techniques and tools to create my 3D sculpture.

I will have taken risks when trying out, investigating and exploring different materials and techniques.

I will have used my sketchbook to practice and try out ideas and techniques; record observations & research well known artists.

I will have made careful and considerate judgments about my own and others work and used this evaluation to understand what I need to do to improve my work. (I can discuss the artist's main message of their art. I can think of a suitable title for some artwork and can explain how I arrived at that idea. I can who would appreciate this artwork and why. )