



**Respect, Believe,  
Achieve**

# Year 5

## Topic: Art and Design Skills

### Links to Famous Artist/ Sculptor



**Leonardo de Vinci**



**Paul Klee**





### As an Artist, what do I already know from previous learning?

- I can sketch an outline of still life objects using symmetry lines
- I know that 'tone' means the lightness or darkness of something
- I can use light, medium and dark tones to make a drawing look three-dimensional
- I can add highlights to my drawing
- I can paint in the style of Paul Cézanne by: mixing colours as he did and using the same brush strokes.
- I have used sketchbooks for planning and refining work, to record observations and ideas and developing skill and technique.



### Key Vocabulary

<b>analytical observational drawing</b>	Drawing real objects from observation, rather than copying from a secondary source such as a photo.
<b>collage</b>	A work of art made by gluing pieces of different materials to a flat surface.
<b>continuous line drawing</b>	A drawing that is made from one long line, without taking the pencil of the page.
<b>exploded diagram</b>	A drawing that shows all parts of the assembly and how they fit together.
<b>portrait</b>	A painting, drawing or photograph of a person's head and shoulders.

Key Skills	
	I will continue to develop using a sketchbook as a place to record my responses to the world.
	I can successfully draw a portrait using the continuous line method.
	I can use fine control with a pencil to make a detailed and analytical observational drawing
	I can add tonal graduation using a 2B pencil

Key Knowledge
<p><b>Colour</b> I know that complementary colours are opposite on the colour wheel. I know what secondary colours I can make using primary colours.</p> <p>I understand that when I analyse a <b>significant work of art</b>, I need to analyse the:</p> <ul style="list-style-type: none"> <li>• <b>Content</b> – Describe the art. Social, historical factors affect the work.</li> <li>• <b>Process</b> – When and how made? What materials &amp; techniques are used?</li> <li>• <b>Formal elements</b> – line, tone, colour, shape, form, comp, pattern, texture.</li> <li>• <b>Mood</b> – what emotions does the work convey?</li> </ul>

**As an Artist, here's what I will have achieved as an artist at the end of the topic**

I will have produced original, unique art in response to different starting points with increasing autonomy over my choices and decision making.

I will have taken risks when trying out, investigating and exploring different materials and techniques.

I will have used my sketchbook to practise and try out ideas and techniques, record observations and research well-known artists.

I will have made careful and considerate judgments about my own and others work and used this evaluation to understand what I need to do to improve my work.