



Respect, Believe, Achieve

Year 3

Making Music

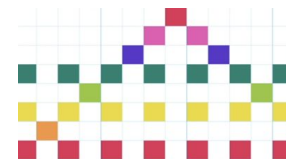
Using ICT

Key Words

sample	A sound taken from somewhere else, it could be looped and changed.
step sequence	A computer will play certain sounds step by step in order, then loop round again.
synthesiser	A computer that makes new sounds instead of recording real instruments.
track	A piece of music will have a different recordings arranged in tracks, that can then be played together.
effects	Computers can change the shape of sound waves, making the sound different.
command	An instruction that a computer understands.

What do I already know?

- I can press a button to record video or audio.
- I can access online web-tools.
- I can check my work and make changes.



Our Learning Steps

1. Listening to Music

I will listen music to understand the difference computers can have across genres. I will identify the use of synthesisers, sampling, guitar pedals, drum machines and modulation effects.



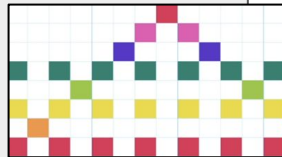
2. Rhythm

I will explore making a rhythm pattern in real life and electronically.



3. Notes, Scales and Chords

I will use song maker to program a piece of music to match an animal.



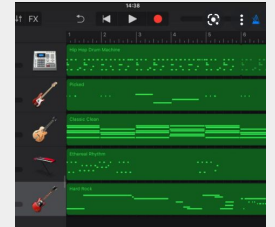
4. Explore GarageBand

I will explore garageband tools to make music.



5. Compose

I will create a track to reflect a particular mood.



6. Assessment: Share Your Song

I can use a step sequence.
I can use layers of music.
I can select instruments based on the desired effect.

