


Welcome to Oakwood Primary School



Getting Ready for School

* The start of 'Big School' can be a very exciting time but we are aware it can also be a little daunting for your little one but also for yourselves.



* Evidence from PACEY (Professional Association for Childcare and Early Years)

showed that 71% of parents feel anxious about their child starting school with almost half (48%) being more anxious than their child.

Leadership Team

Our Headteacher: Mrs Whitmarsh



Our Deputy Headteacher: Mrs Vanes



Our Assistant Head and Special Needs Team:
Mrs Mahoney and Mrs Wilson



Our Assistant Head: Mrs Rogers



Organisation of Year R

Year R is an open plan area with many shared spaces: both inside and outside.

Classes are named after trees



Beech Class with Mrs Raven

Oak Class with Mrs Borman and Mrs Beckett

Mrs Borman: Monday, Tuesday, Wednesday,

Mrs Beckett: Wednesday, Thursday, Friday



We also have 3 teaching assistants who work with the children in both classes.

Mrs O'Brien, Mrs Cox and Mrs Martin



Summer Term - Transition

Transition is not an **event** but a **process**

- Teachers are visiting preschools and meeting your children as well as talking with their key person so that we can get to know them.
- Preschools are preparing your children with various rhymes, stories and activities in readiness for school.
- Through our Stay and Play sessions, children and parents are being invited into the classrooms to meet staff, familiarise themselves with the environment and have informal conversations after our teaching day.
- You will find out which class your child will be in as well as which house before the end of term.

The First few weeks

- Establishing routines and becoming familiar with all the adults.
- We will find out what the children **already know and can do** through our **Baseline Assessment**.
- Use this information **to help us develop an individual learning programme** for each child.
- We spend lots of our time working and talking to the children about what they are learning. We may record some 'Wow' moments formally but largely we assess and move children on 'in the moment' and so not everything gets recorded.



You will be invited to discuss how your child has settled in and their progress so far at the parents evening in the Autumn Term.

Transition in September

- **Week 1 There will be a soft start for the benefit of your child.**
 - **Stay and Play** session. **Either 5th or 6th September.** This will begin with a personal orientation for you and your child, to discover the layout of the base and what morning routines will look like. Then there will be time for you to 'Stay and Play' for up to 45 minutes. The children will then enjoy a story with their teacher.
 - Either the 7th or 8th of September the children will attend by themselves.

	Tuesday 5 th September	Wednesday 6 th September	Thursday 7 th September	Friday 8 th September
9:00 – 10:00 am	Stay and play Beech Class	Stay and Play Oak Class	15 children in each class No parents to attend 9:00 am – 11:30	15 children in each class No parents to attend 9:00 am – 11:30
10:40 – 11:40 am	Stay and Play Oak Class	Stay and Play Beech Class		
Afternoon	Teachers available for home visits			

Transition in September

Week 2

- **First week of school – 11th September, all 60 children in.**
- **Lunch will be included towards to end of the week.**

Monday	Tuesday	Wednesday	Thursday	Friday
8:45 – 11:30			8:45 – 1:30	

- Our doors open at 8:45am to allow the children to self register, organise their personal equipment and to choose a settling activity before our school starts. Our register is taken at 9:00 am and doors will be closed then.
- We will help orientate your children getting their lunch and stay with them this first week.

Transition in September

Week 3 18th September, Your child will be in school full time

Monday	Tuesday	Wednesday	Thursday	Friday
8:45 – 3:05				

Where to come in?


Oak class entrance



Beech Class entrance



Please can you say your goodbye at the door.



What will my child need?

- School uniform. Most can be bought from any shop. A choice of jumpers, cardigans, jackets with the Oakwood logo can be purchased through our website.

- A named, reusable water bottle



- A named coat as we go outside as much as possible.

- A clearly named book bag with a ribbon or keyring tied on so that it easily identified and stored in the box, when in school. (These can also be purchased through the website)



- In time we will ask your child to bring in a pair of wellies in a named plastic bag so that they can be hung on their peg as we enjoy learning outdoors and having “welly walks”. We discourage large rucksack style bags as these are tricky to store in school.

Book bags

- This is the only bag your child needs to bring to school.
- Please make sure it is clearly named with one keyring or ribbon to help with easy identification.
- Please put inside spare underwear.
- Please check it **everyday** for communications.
- In time we will give the children a phonics pack, individual reading book and library book for them to share at home.

A ribbon or
keyring to help
identify it easily



Houses

Our Houses are:



Britannia

Adonia



Azura

Ventura




Your child will be allocated into a House which they will stay in for their time at Oakwood.

Your child will need a T-shirt in the colour of the House they are in for their PE lessons.

Daily Routines (guided by a visual timetable)

- * Morning activity/game to help settle the children
- * Register and carpet time to share any news
- * Adult Led "Busy Bee Time" which includes the teaching of maths, literacy as well as other parts of the curriculum.
- * Snack and Play Time
- * Daily phonics and reading activities
- * More Busy Bee Time
- * Lunch Time
- * Child initiated Explore and Discover Time
- * Singing and story




Playtime

- The children will have the use of the playground, climbing frame, Buddy Bench, Maze and Reading Area
- We encourage independence to manage coats, hats etc.. as we go out whatever the weather!



Snack Time

Fruit is provided free of charge, daily.



Milk is free until child reaches 5



Water: Please bring in a reusable water bottle every day with your child's name on. No squash or flavoured or sparkling water please.

This can be refilled by the children as needed from our water coolers.

School Meals

- School meals are **free** for all children in Year R (and in Years 1 and 2)
- We would like as many children as possible to have a school meal at lunchtime.
- There are three choices every day, which can be viewed through the Southampton city catering website. You can help your child choose in the mornings, before school.
- This is today's meal choice.



Vegetable Curry - Blue (ve)

NEW DISH! Vegetable curry served with rice, seasonal vegetables & salad.



Vegetarian Sausage - Yellow (v)

NEW DISH! A vegetarian sausage served with mashed potato, seasonal vegetables & salad.



Jacket potato with various fillings - Purple

Baked jacket potato filled with a choice of cheese, baked beans, or tuna mayonnaise served with seasonal vegetables & salad.



Dessert of the Day

Orange drizzle cake

Seasonal fruit or yoghurt

Lunch Boxes

You can provide a lunch box for your child but please follow these guidelines

- No nuts, chocolate spread or chocolate bars please as some children do have allergies
- Fruit juice, squash or water
- No fizzy drinks, cans or bottles
- Please make sure the box is clearly named



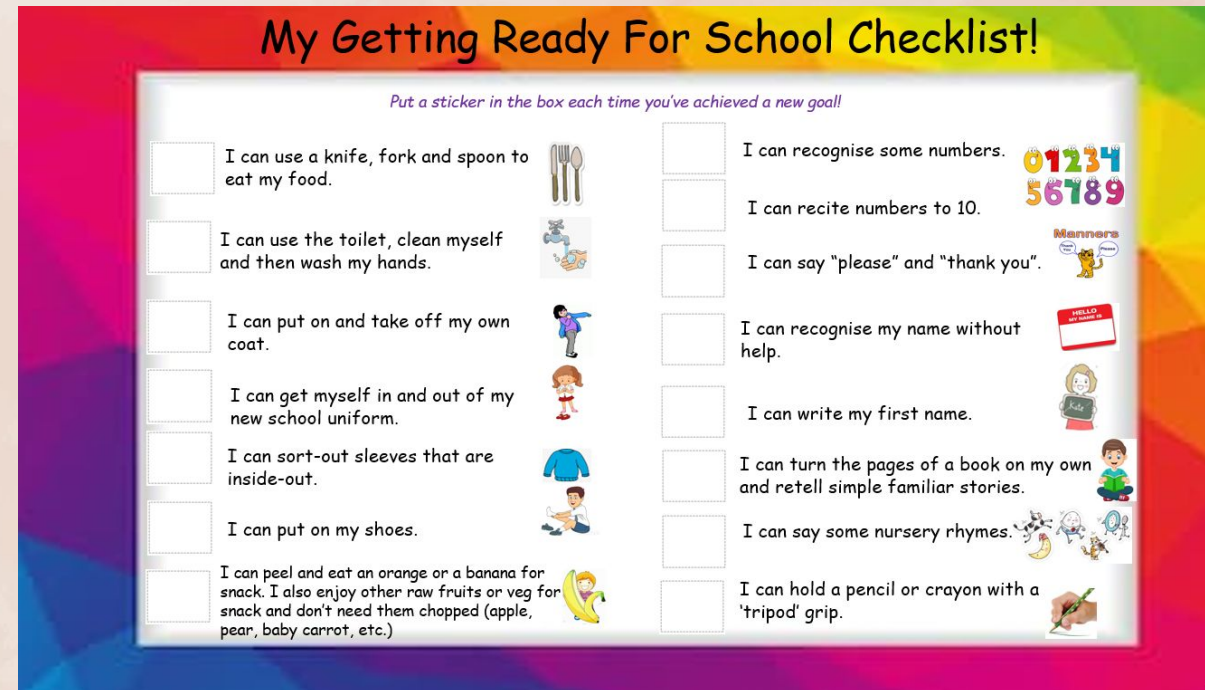
We are a Healthy School and encourage children to have a school dinner. If you choose to send them in with a packed lunch, please try to offer a balanced choice. This helps with afternoon concentration. If you need any ideas, you can look on the [NHS Change for Life Website](#)

The Servery



Getting 'school ready'

- You will be sent a booklet and a checklist to help support you and your child in being "school ready". Please take time to read this.



What can I do to help my child?

- Lots of tips in the booklet and checklist.....
- Carry a plate with some food on it.
- Practise using a knife and fork.
- Have shoes with Velcro fastenings. Laces only if they can tie them themselves.
- Putting a coat on by themselves and managing fastenings such as zips and buttons.
- Be able to put their shoes and socks on.
- Be able to identify their name.
- Manage the toilet independently.
- Enjoy stories and rhymes together.
- Say "Goodbye" and **leave** quickly.



Curriculum


- Our curriculum Intent, yearly overview and Termly Knowledge organisers are posted on our website in the Early Years section.
- Ways in which you can support your child are outlined in the booklet and checklist that you will receive in your pack

Before you leave

- * Ensure you have your Welcome to Oakwood Pack.
- * Hand in any registration forms you may still have.
- * Try some food from our kitchen.
- * Meet our Kids Play team about before and after school child care.



Anything else?



Please let us know....

info@oakwoodlive.net



We aim to ensure that your children's experience at Oakwood Primary is a happy and rewarding one.

We look forward to working with both you and your child.

