



Year 5 – The Circle of Life

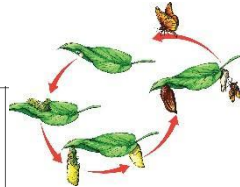
Prior Learning: Use classification keys to group, identify and name a variety of living things in their local and wider environment (Y4)

Concept: Living Things: In this unit we will exploring the wonderful world of lifecycles and processes of reproduction in both plants and animals.

Working scientifically:



Observe closely



4. TWAL to describe the life process of reproduction in some plants and animals including sexual and asexual reproduction in plants, and sexual reproduction in animals.



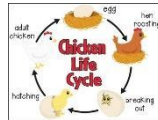
Today we will learn why reproduction is such an important process, as species would become extinct. Video: https://youtu.be/bFPSS2im_3o

We will learn about the different processes of reproduction and the advantages and disadvantages of these.

TWAL: to ask pertinent questions about life cycles and create links with prior knowledge Today we will be making links about the lifecycle key vocabulary we will be using for this unit of Science. We will mind map our thoughts and questions in small groups and then discuss as a class and make any links we can between ideas.



Animal and plants all have lifecycles and there are similarities and differences between them.



TWAL to compare the lifecycles of animals in the local environment with other animals from around the world

Today we are comparing the lifecycles of mammals, birds, insects and amphibians that come from our local environment with those from around the world.

Then we will consider why there are differences and how these differences benefit the animal in their environment.




2. TWAL to describe the life process of reproduction in some plants

In this lesson we will find out about the reproductive cycle of some plants and then we will dissect a flower and examine and label the reproductive parts using a magnifying glass.



Knowledge of the reproductive parts of a flower.



TWAL to compare the lifecycles of plants in the local environment with other plants from around the world

Today we are comparing the lifecycles of different plants that come from our local environment with different plants from around the world.

Then we will consider why there are differences and how these differences benefit the plant in it's environment.



Plants and animals have differences in their lifecycles which benefit them in their habitat.

TWAL about the differences in lifecycles between a mammal, amphibian, insect and bird

In this lesson we will choose an animal lifecycle to label and draw. Then we will compare the different lifecycles- what is the same and what is different?



Words we will know!

