

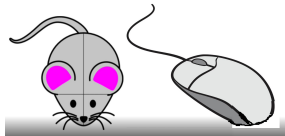


Respect, Believe, Achieve

# Year 1

## Mouse and Keyboard Skills

Using IT



### What do I already know?

- I can tell you about technology that it is used at home and school like television, games consoles, tablet and phones
- I can operate simple equipment like a tv or a tablet
- I can tell an adult if I see something that upsets me
- I can use a safe part of the internet to play and learn

### Key Words

Key Words	
<b>mouse</b>	We can control the computer by moving the mouse with our hand or clicking the buttons.
<b>cursor</b>	The arrow on screen that moves when we move the mouse with our hand.
<b>key</b>	A button on a keyboard.
<b>keyboard</b>	The part of a computer we use to press letters and spaces.
<b>touch-screen</b>	Phones and tablets don't use a mouse or keyboard because they have a screen you can tap.

## Our Learning Steps


### 1. Click the target

I will learn to click on points using the mouse and the cursor.




### 2. Click and drag

I will learn to move items by holding down a mouse click. I will select items from a menu.



### 3. Touch screen

I will use finger touch to control a jigsaw. Use pinch and stretch to zoom in and out.



### 4. Find the keys

I will find the letters on the keyboard I need.



### 5. Typing with space bar

I will use the home keys and space bar to speed up my typing.



### 6. Mouse skills

I will learn how to double-click

