



Respect, Believe, Achieve

# Year 2

## Digital Art


Using IT

### Key Words


**canvas**



**fill**



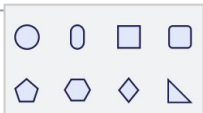
**brushes**



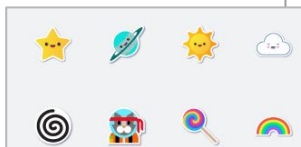
**undo**



**shapes**



**stickers**



**lines**



**colours**



**text**




### What do I already know?

- I can use simple technology like a tv or a tablet
- I can open and use apps or programs
- I can access online tools from the school website.
- I can use the mouse, keyboard and touch screen
- I can change writing size and colour
- I can fix my mistakes
- I can explain my choices

## Our Learning Steps

### 1. Drawing rectangles and lines

I will use the draw square tool to make a rectangle. I will draw lines and undo them. I will select colours and use the fill tool.



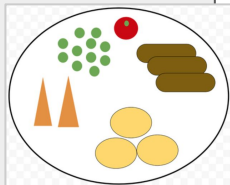
### 2. Shapes and colouring

I will draw shapes and colouring them using different types of brushes.



### 3. Simple Drawing

I will use colour and shapes to draw objects. It might be food, minibeasts or objects at a beach.



### 4. Experiment and plan

I will play with other tools to see what changes I can make. I will plan a drawing of a house.



### 5. My Drawing

I will draw a picture using a range of art tools to match my plan.

