

Welcome to Oakwood Primary School



Getting Ready for School

* The start of '**Big School**' can be a very exciting time and we are aware it can also be a little daunting for your little one as well as for yourselves.



* Evidence from PACEY (Professional Association for Childcare and Early Years)

showed that 71% of parents feel anxious about their child starting school with almost half (48%) being more anxious than their child.

Leadership Team

Our Headteacher: Mrs Whitmarsh



Our Deputy Headteacher: Mrs Vanes



Our Assistant Head: Mrs Rogers



Our Assistant Head and
Special Needs Co Ordinator: Mrs Wilson



ELSA Team
(Emotional Literacy Support Assistants)

Mrs Dally and Mrs Green



Organisation of Year R

Year R is an open plan area with many shared spaces: both inside and outside.

Classes are named after trees

Beech Class with Mrs Raven



Oak Class with Mrs Borman and Mrs Beckett

Mrs Borman: Monday, Tuesday, Wednesday,

Mrs Beckett: Wednesday, Thursday, Friday



We also have 2 full time teaching assistants who work with the children in both classes.

Mrs O'Brien and Mrs Martin



Summer Term - Transition

Transition is not an **event** but a **process**

- The teachers are visiting preschools and meeting your children as well as talking with their key person so that we can get to know them.
- Preschools are preparing your children with various rhymes, stories and activities in readiness for school.
- Through our Stay and Play sessions, which will be held after our teaching day in June. The children along with their parents will be invited into the classrooms to meet staff, familiarise themselves with the environment and start to build those important relationships.
- You will then find out which class your child will be in as well as which house in July.

Home visits

HOME VISITS



These are not compulsory but are recommended.

Benefits include:

They help build those relationships between school and families.

Allowing children to settle into their new school / class more quickly and seeing their teachers as adults they can trust.

We will send you a Google form for you to book your home visit and we'll confirm the time of this, nearer the time. They will be in the first week of school September.

The First few weeks



- Establishing routines and becoming familiar with all the adults.
- We will find out what the children **already know and can do** through our **Baseline Assessment**.
- Use this information **to help us develop an individual learning programme** for each child so we can track the progress they make.

Transition in September

- **Week 1 There will be a *soft start* to school for the benefit of your child.**
 - **Play** session to meet my teacher. **Either 2nd or 3rd September.** This will begin with a personal orientation for your child, to discover the layout of the classroom and be introduced to what the morning routines will be. They'll be able to find their coat peg, name card and find out where water bottles, book bags will be stored.

There will be time for your child to play, meet some of the other children in their class and enjoy a story with their teacher.

	Wednesday 2nd September	Thursday 3rd September	Friday 4th September
9:00 – 10:00 am	Play Session Beech Class	Play Session Oak Class	Home Visits
10:40 – 11:40 am	Play Session Oak Class	Play Session Beech Class	
Afternoon	Teachers available for home visits		

Transition in September

Week 2

- Your child will attend **either** the **7th** or **8th September**. Then **all 60 children on Wednesday 9th until 11:30am**.
- **An optional lunch will be included for you at the end of the week** on either Thursday or Friday with our "Come Dine with Me" experience

Monday 7th September	Tuesday 8th September	Wednesday 9th September	Thursday 10th September	Friday 11th September
15 children in each class 9:00 – 11:30 am	15 children in each class 9:00 – 11:30 am	All children 8:45 – 11:30	8:45 – 11:30 Oak Class "Come Dine with Me" experience	8:45 – 11:30 Beech Class "Come Dine with Me" experience
Teachers to home visit in the afternoon				

- Our doors open at 8:45am to allow the children to self register, organise their personal equipment and to choose a settling activity before our school starts. Our register is taken at 9:00 am and doors will be closed then.

Transition in September

Week 3 14th September, Your child will be staying for lunch on these days

Monday 14th September	Tuesday 15th September	Wednesday 16th September	Thursday 17th September	Friday 18th September
8:45 - 1:30 pm		8:45 - 3:15 pm Full Time		

Where to come in?


Oak class entrance



Beech Class entrance



Please can you say your goodbye at the door.



What will my child need?

- School uniform. Most can be bought from any shop. A choice of jumpers, cardigans, jackets with the Oakwood logo can be purchased through our website.



- It would be helpful for the children to practice wearing their uniform before their first day and even wash it so that it feels more familiar. **Please name it all.**
- A named coat as we go outside as much as possible.

What will my child need?

- A **named**, reusable water bottle



- A clearly **named** book bag with a ribbon or keyring tied on so that it easily identified and stored in the box, when in school. (These can also be purchased through the website)



Book bags

- This is the only bag your child needs to bring to school.
- Please make sure it is clearly named with one keyring or ribbon to help with easy identification.
- Please put inside named spare underwear.
- Please check it **everyday** for communications.
- In time we will give the children a phonics pack, individual reading book and library book for them to share at home.

A ribbon or small keyring to help identify it easily



Houses

Our Houses are:



Britannia



Adonia

Azura

Ventura



Your child will be allocated into a House which they will stay in for their time at Oakwood.

Your child will need a T-shirt in the colour of the House they are in for their PE lessons.

The children come to school in their PE kit on PE days

Daily Routines (guided by a visual timetable)

- * Morning activity/game to help settle the children
- * Register and carpet time to share any news
- * Adult Led "Busy Bee Time" which includes the teaching of maths, literacy as well as other parts of the curriculum.
- * Snack and Play Time
- * Daily phonics and reading activities
- * More Busy Bee Time
- * Lunch Time
- * Child initiated Explore and Discover Time
- * Singing and story




Playtime

- The children will have the use of the playground, climbing frame, Buddy Bench, Maze and Reading Area
- We encourage independence to manage coats, hats etc.. as we go out whatever the weather!



Snack Time

Fruit is provided free of charge, daily.



Milk is free until child reaches 5



Water: Please bring in a reusable water bottle every day with your child's name on. No squash or flavoured or sparkling water please.

This can be refilled by the children as needed.

School Meals

- School meals are **free** for all children in Year R (and in Years 1 and 2)
- We would like as many children as possible to have a school meal at lunchtime.
- There are four choices every day, which can be viewed through the Southampton city catering website. You can help your child choose in the mornings, before school.
- If your child has any allergies please let us know because our kitchen staff will be able to accommodate this and will have a special menu for them.
- Here is an example of a weekly menu.

	MONDAY	TUESDAY	WEDNESDAY	THURSDAY	FRIDAY
YELLOW CHOICE	 Vegetable burger in a bap and potato of the day	 Cheese and tomato pizza with potato of the day	 Golden nuggets and potato of the day	 Beans and cheese loaded Yorkshire pudding with roast potatoes and gravy	 Sweet potato and lentil curry with rice
BLUE CHOICE	 Beef Bolognese and garlic bread	 Tuna pasta bake	 Chinese style rainbow noodles	 Pork sausages, Yorkshire pudding, roast potatoes and gravy	 Bubble salmon and chips
JACKET POTATO	 Cheese	 'Mexican style' beans	 Planet-power sausage and baked beans	 Tuna mayo	 BBQ beans
PASTA	 Tomato pasta with grated cheese	 Tomato pasta with grated cheese	 Tomato pasta with grated cheese	 Tomato pasta with grated cheese	 Tomato pasta with grated cheese

Lunch Boxes

Please make sure your child can open and close their lunch box.
You can provide a lunch box for your child but please follow these guidelines

- No nuts, chocolate spread or chocolate bars please as some children do have allergies
- Fruit juice, squash or water
- No fizzy drinks, cans or bottles
- Please make sure the box is clearly named



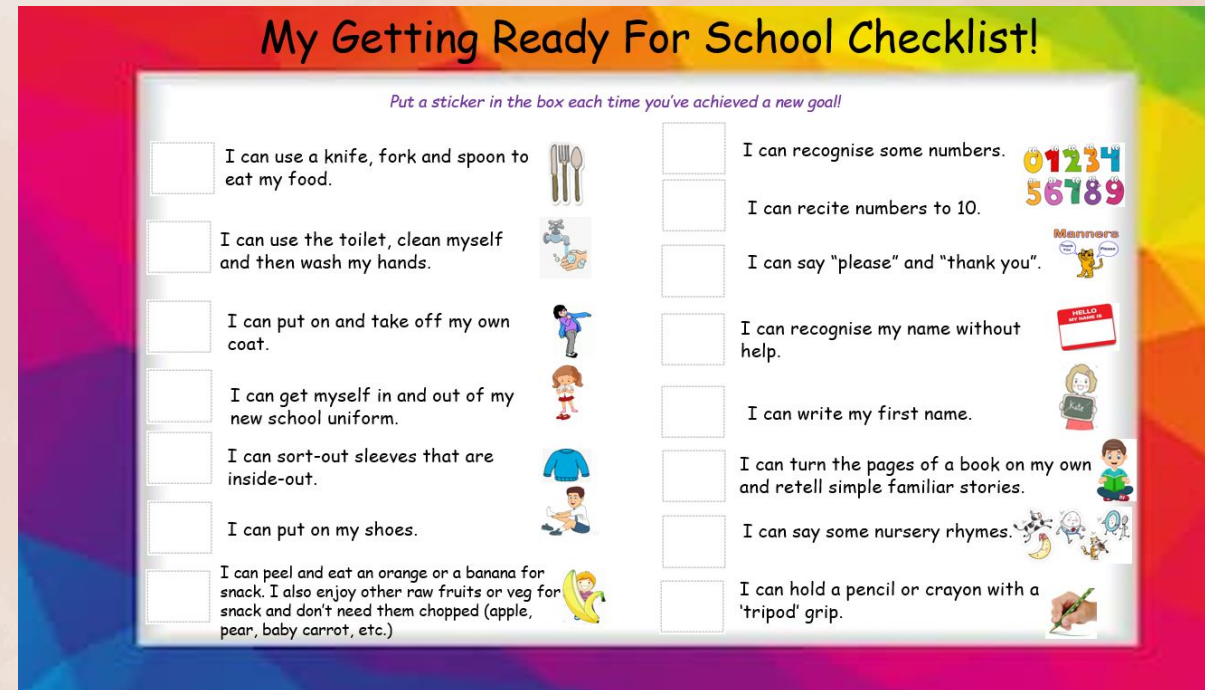
We are a Healthy School and encourage children to have a school dinner. If you choose to send them in with a packed lunch, please try to offer a balanced choice. This helps with afternoon concentration. If you need any ideas, you can look on the [NHS Change for Life Website](#)

The Servery



Getting 'school ready'

- You will be sent a booklet and a checklist to help support you and your child in being "school ready". Please take time to read this.



What can I do to help my child?

- Lots of tips in the booklet and a checklist.....
- Carry a plate with some food on it.
- Practise using a knife and fork.
- Have shoes with **velcro** fastenings. Laces only if they can tie them themselves.
- Be able to put their shoes and socks on.
- Putting a coat on by themselves and managing fastenings such as zips and buttons.
- Be able to identify their name.
- Manage the toilet independently.
- Blow and wipe their nose independently.
- Enjoy stories and rhymes together.
- Say "Goodbye" and **leave** quickly.



Curriculum

- Our curriculum Intent, yearly overview and Termly Knowledge organisers are posted on our website in the Early Years section.
- Ways in which you can support your child are outlined in the booklet and checklist that you will receive in your pack

Attendance

We do expect all children to attend school every day unless unavoidable through illness or exceptional circumstances.

Please let the school at the earliest opportunity of any issues.

Good attendance is linked to higher achievement.

Poor attendance can be a cause of lower attainment.

More information about the attendance is in your information pack.

**MOMENTS
MATTER,
ATTENDANCE
COUNTS.**



Every Minute Counts



Your child has already missed 15 minutes. The register is taken and children are 'late' after this time.

8.45am

Your child has arrived in **good time** to meet friends and take part in their morning activity.

9.00am

9.02am

Your child is late and will get a late mark in the register

9.05am

5 minutes late.
3 days of learning lost a year

9.10am

10 minutes late.
6 days learning lost a year.


9.15am

15 minutes late.
9 days learning lost a year.

9.20am

20 minutes late.
Registers close. Any arrive after this time is an **unauthorised** absence.

Children find arriving at school late upsetting and unsettling. Please work with us to provide your child with the best chances of learning by making sure they are in school **every day and on time.**



Other places to look



Library


Summer Reading Challenge

Before you leave



- * Ensure you have your Welcome to Oakwood Pack.
- * Hand in any registration forms you may still have.
- * Let our kitchen team know of any food allergies.
- * Talk to the school nurse.
- * Meet our Kids Play team about before and after school child care.

Anything else?



Please let us know....

info@oakwoodlive.net



We aim to ensure that your children's experience at Oakwood Primary is a happy and rewarding one.

We look forward to working with both you and your child.

